



F-Scan™ GO

In-Shoe Foot Function & Gait Analysis System

The F-Scan In-Shoe system is a compact, new generation technology for clinicians and researchers that provides dynamic pressure, force and timing information for foot function and gait analysis. Information obtained from the F-Scan is used in real-world applications, like designing and testing orthotics, offloading diabetic feet and evaluating footwear and techniques in elite athletes.

What sets the F-Scan GO apart is its unparalleled mobility. Equipped with completely cordless electronics and capable of Wi-Fi control, this system empowers professionals to conduct research seamlessly, anywhere. With onboard SD card storage and sampling rates up to 500 Hz (available with FootVIEW Pro), data capture is efficient and robust.



F-Scan GO is available in two software configurations:

FootVIEW: Optimized for clinical use, helping healthcare providers enhance patient outcomes.

FootVIEW PRO: Engineered to fulfill the rigorous demands of biomechanics researchers.

5 Reasons to Choose F-Scan GO for your In-Shoe Foot Function and Gait Analysis needs:



Freedom of Movement

Lightweight, cord-free, wearable electronics with onboard storage encourages and preserves natural movement. Assessments can be performed virtually anywhere and in any environment.



Unique Information

The highest resolution sensors available provide accurate in-shoe measurements. Having the ability to compare peak pressures before and after orthotic intervention greatly enhances the efficacy of treatment.



Powerful Software Analysis

F-Scan GO is powered by FootVIEW software. FootVIEW and FootVIEW Pro are part of the redesigned Tekscan software family, featuring a modern interface that simplifies data collection and analysis. The software provides a user-friendly layout using docking regions that allows the user to easily organize and present information in a single dashboard.



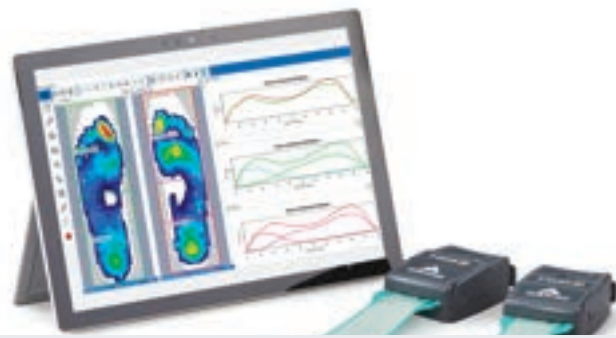
Versatile

The versatility of F-Scan GO with FootVIEW Pro makes it the preferred choice for use in applications that are central to Biomechanics research. It is highly portable and can be used in almost any environment, its data can be easily exported, and it synchronizes with external devices; such as EMG and Motion Capture, through external trigger input controls.

Best-In-Class Sensors

Tekscan sensors are the thinnest, and the highest-resolution sensor on the market today. Only Tekscan offers trimmable sensors which can be perfectly sized for an unhindered fit of any shoe or foot, ensuring that data capture is complete and accurate.





Key Applications



Research

Biomechanics researchers have come to trust Tekscan to deliver accurate and reliable in-shoe force and pressure measurement systems and data to suit a limitless range of dynamic applications. Countless research-validated studies support this fact; and the development of F-Scan GO continues Tekscan's position as a true leader in the field of in-shoe gait analysis.



Gait Analysis and Lower Extremity Function

F-Scan GO is a useful tool for diagnosing pathologies; and evaluating the effect of offloading treatments, footwear modifications, and physiological changes, such as joint manipulations. In many cases, it is an invaluable aid in treating patients as they search for solutions to help alleviate their pain.




Orthopedics, Physical Therapy and Rehabilitation

An objective, reliable tool for PT and Rehab professionals to measure patient progress and help them understand their pathologies and treatment. Additionally, F-Scan GO can differentiate a practice and increase revenue.



Wound Care

Tekscan's pressure analysis systems are favored by pedorthists, podiatrists, and diabetic care specialists due to their unique ability to adapt to diverse patient needs. F-Scan GO sensors are the only sensors on the market that can be easily trimmed to non-standard sizes to fit irregularly shaped feet, ensuring precise and comfortable treatment for patients with wounds and diabetic ulcers.



Sports Medicine and Performance

In-shoe gait analysis systems provide an accurate, objective way to capture baseline information, evaluate the effectiveness of strength and conditioning programs, track progress over time and develop injury prevention programs. F-Scan GO is ideal for these applications as it offers unhindered mobility, the fastest scan rate on the market (500 Hz with FootVIEW Pro), and an extended recording range with datalogging capabilities.

FootVIEW Software

Easily Switch Between Viewing Playback and Stance Analysis

Tabbed Docking Regions Organize Graph and Pressure View Placement

Dedicated Gait Analysis Menu

Live Device Status Updates

Stance Analysis

- 3 Box Graphs
- Gait Parameters Table
- 3 Box Report
- Peak Pressure Graphs
- Peak Pressure Tables
- Peak Pressure Reports

Tablet-friendly user interface streamlines data collection and analysis.



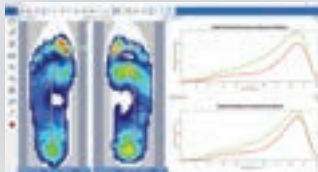
Patient Management

The FootVIEW Patient Management feature provides an interface for organizing and storing pressure sensor recordings. The software stores a list of patients and automatically stores pressure recordings into folders linked to each patient record. Recordings collected for each patient may be accessed and opened for analysis through the patient's record.

FootVIEW Pro

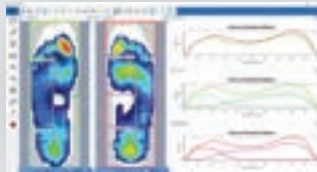
- ✓ ASCII Export
- ✓ External synchronization
- ✓ Flexible file organization
- ✓ Data Reader Toolkit (DRT)
- ✓ Maximum sampling rate 500 Hz

Peak Pressure Analysis



- Identifies and quantifies the peak pressure areas
- Confirms the efficacy of offloading treatments
- Generates a report showing before and after comparison

3-Box Analysis



- Automatically segments the foot into heel and forefoot regions
- Easily display force curves to measure symmetry and timing of foot function
- Export to customizable, printable report templates for documentation and patient education

Additional Features



- Center of Force Trajectory
- Sensitivity adjustment provides flexibility to change pressure ratings to meet the needs of the subject you are testing
- Automated Analysis with Reports
- Real-time status view of TekDAQ devices
- Wi-Fi enabled communication and control for TekDAQ devices

Technical Specifications

The F-Scan GO system consists of:

- (2) F-Scan GO TekDAQ wearable Wi-Fi data acquisition units
- (4) Li-polymer battery packs
- (2) Battery Chargers
- (2) 32GB formatted Micro-SD cards
- (2) Velcro ankle bands
- (20) Trimmable model 3010 F-Scan GO sensors (10 pairs)
- (1) System carrying case



Sensor	
Max. # of Sensels	Up to 966
Sensor Thickness	0.28 mm
Resolution	3.9 per cm ² / 25 sensels™ per in ²
Pressure Rating	125 PSI / 862 kPa
Sensitivity Adjustment	+/- 3x Adjustment of Pressure Rating
Sensor Sizes	Trimmable Sensors: Ranging from Men's 14 (USA) - Smallest size Girls Size 2

Electronics	
Included	2 TekDAQ Wi-Fi Data Collection Units
Scan Rate	100 Hz (FootVIEW) 500 Hz (FootVIEW Pro)
Weight	266g / 9.4 oz (133g / 4.7 oz per leg)
Onboard Storage	32 GB – Expandable with Micro SD
Battery Life	2 Hours
Computer	Microsoft® Windows® system required*

*Note: Computer sold separately. For current computer (desktop, laptop or tablet) requirements, visit www.tekscan.com/support/FAQ's



617.464.4500 1.800.248.3669 info@tekscan.com tekscan.com/fscango

Contact us for more information.

