MICRO-EPSILON

More Precision

optoNCDT // Laser displacement sensors (triangulation)



Powerful laser sensors for special applications
optoNCDT 17x0 / optoNCDT 1910

- Adjustable measuring rate up to 10 kHz
- Analog (U/I) / RS422 / PROFINET / EtherNet/IP
- Fast surface compensation
- High repeatability
- Ideal for large measurement distances



The optoNCDT 1910 and 1750 series laser sensors are designed for fast and precise measurements in industrial applications. The models are used for demanding surfaces and impress in measurements where large distances are required. Innovative evaluation algorithms and improved components enable high accuracy and dynamics. The high-performance optical system generates a small light spot onto the target which enables the detection of even the smallest of components reliably. The pigtail cable in conjunction with the internal controller reduces the installation effort for the sensors to a minimum.

The intelligent exposure control for demanding surfaces

The optoNCDT 1750 sensors feature real-time surface compensation. The real-time surface compensation feature (RTSC) determines the amount of reflection from the target surface during continuous exposure and in real-time. The exposure time or the amount of light produced by the laser is optimally matched to the reflection characteristics of the target surface. This enables extremely reliable measurements even on reflecting surfaces. The optoNCDT 1910 sensors use Advanced Surface Compensation and are also highly resistant to ambient light.

Ideal for industrial applications

Different output signals enable the integration of the sensor into plant and machine control systems. As well as analog voltage and current outputs, a digital interface provides distance information from the sensor. Due to the universal setting and evaluation possibilities, the sensors meet all the requirements for use in industrial applications.

Model	Technology	Measuring range	Repeatability	Linearity
optoNCDT 1750BL		2 - 750 mm	0.8 µm	from 0.06 %
optoNCDT 1750-DR		2 - 20 mm	0.1 µm	0.08 %
optoNCDT 1760		1000 mm	from 7.5 µm	0.10 %
optoNCDT 1910		500 / 750 mm	from 20 µm	0.07 %

Large distance and large measuring range

The optoNCDT long-range models are used to cover a large measuring range or to measure from a large distance to the target. The long-range laser sensors combine high accuracy and large measuring distances.

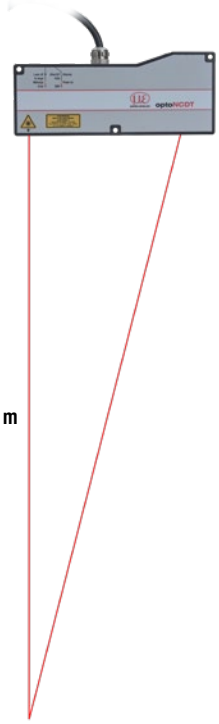

Application examples

Geometry testing of reflective glass parts



Position check of plastic components

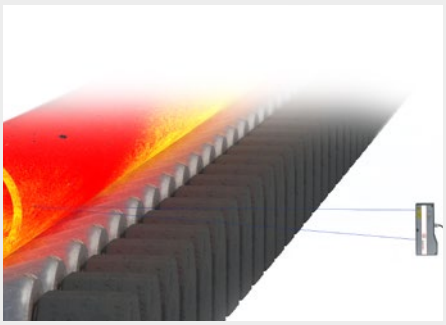

Position measurement of red-hot glowing pipes

Technical data
optoNCDT 17x0 Laser sensors for large measuring ranges

Long-Range - optoNCDT 1760

Model		ILD1760-1000
Measuring range		1 000 mm
Start of measuring range		1 000 mm
Mid of measuring range		1 500 mm
End of measuring range		2 000 mm
Measuring rate [1]		6 adjustable stages: 7.5 kHz / 5 kHz / 2.5 kHz / 1.25 kHz / 625 Hz / 300 Hz
Linearity [2]		< ±1000 µm
		< ±0.1 % FSO
Repeatability [3]		100 µm
Light spot diameter [4]	SMR	2500 … 5000 µm
	MMR	
	EMR	
Light source		Semiconductor laser < 1 mW, 670 nm (red)
Laser class		Class 2 in accordance with DIN EN 60825-1: 2022-07
Permissible ambient light		10,000 lx
Supply voltage		11 … 30 VDC
Max. current consumption		150 mA (24 V)
Signal input		1 x HTL/TTL laser on/off; 1 x HTL/TTL multi-function input: trigger in, slave in, zero setting, mastering, teach-in; 1 x RS422 synchronization input: trigger in, sync in, master/slave, master/slave alternating
Digital interface [5]		RS422 (16 bit) / EtherCAT / PROFINET / EtherNet/IP
Analog output		4 ... 20 mA / 0 … 5 V / 0 … 10 V (16 bit, freely scalable within the measuring range)
Switching output		2x switching outputs (error & limit value): npn, pnp, push pull
Connection		integrated pigtail 0.25 m with 14-pin ODU connector, min. bending radius 30 mm when firmly installed; optional extension to 3 m / 10 m possible (see accessories for suitable connection cables)
Installation		Screw connection via three mounting holes
Temperature range	Storage	-20 … +70 °C (non-condensing)
	Operation	0 … +50 °C (non-condensing)
Shock (DIN EN 60068-2-27)		15 g / 6 ms in 3 axes
Vibration (DIN EN 60068-2-6)		2 g / 20 … 500 Hz
Protection class (DIN EN 60529)		IP65
Material		Aluminum housing
Weight		approx. 800 g (incl. pigtail)
Control and indicator elements [6]		Select & function keys: interface selections, mastering (zero), teach, presets, quality slider, frequency selection, factory settings; web interface for setup: application-specific presets, peak selection, video signal, freely selectable averaging possibilities, data reduction, setup management 2 x color LEDs for power / status

[1] Factory setting 5 kHz, modifying the factory setting requires the IF2001/USB converter (see accessories)
[2] FSO = Full Scale Output; the specified data apply to white, diffuse reflecting surfaces (Micro-Epsilon reference ceramic for ILD sensors)
[3] Measuring rate 5 kHz, median 9
[4] ±10 %; SMR = Start of measuring range; MMR = Mid of measuring range; EMR = End of measuring range
[5] EtherCAT, PROFINET and EtherNet/IP require connection via interface module (see accessories)
[6] Access to web interface requires connection to PC via IF2001/USB (see accessories)

Dimensions
optoNCDT 17x0

optoNCDT 1760-1000

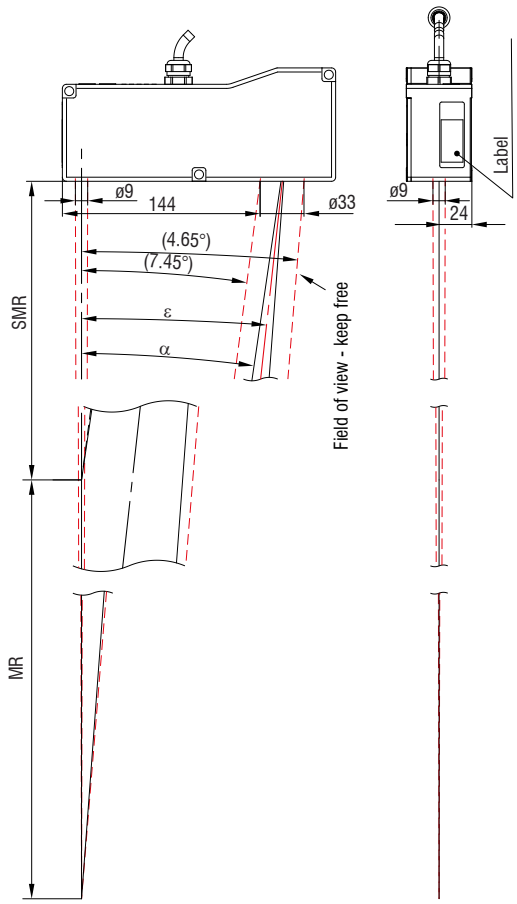

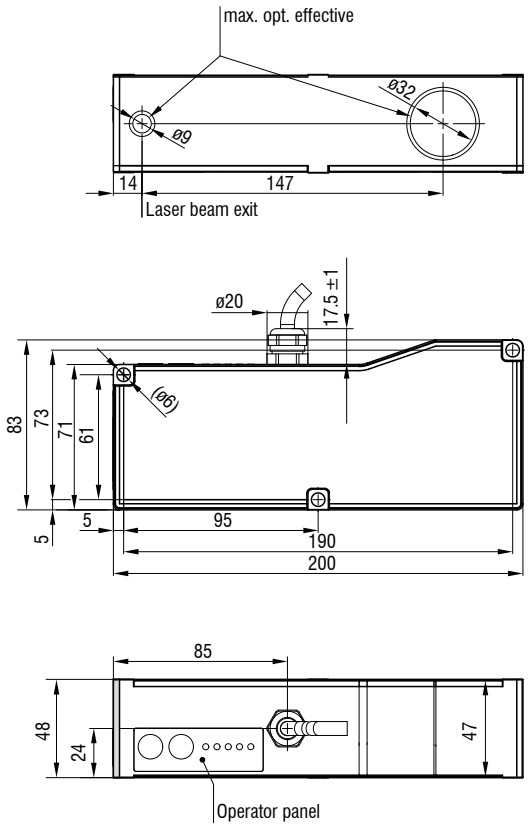

MR	SMR	α	ε
1000	1000	7.45 °	4.65 °

Connector (sensor side)

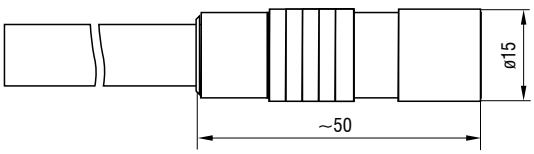

(Dimensions in mm, not to scale)
MR = measuring range; SMR = start of measuring range,
MMR = Mid of measuring range, EMR = end of measuring range

Connection possibilities
optoNCDT 17x0 / 1910

optoNCDT 1750 / 1760

Drag-chain suitable extension and adapter cables

Cable diameter: 6.8 ±0.2 mm
Drag chain: yes
Robot: no
Temperature range: -40 … 90 °C (moving /not moving)
Bending radius: > 55 mm (fixed installation / dynamic / drag chain)

Sensor	Cables	Type	Connection possibilities and accessories	
ILD1750-xxBL ILD1750-xxDR ILD1760-1000	**Extension cable pigtail** Length 3 m / 6 m / 9 m / 15 m *Art. no.* *Designation* 2901189 PC1700-3 2901357 PC1700-6 2901191 PC1700-10 2901266 PC1700-15	Open ends	**Supply voltage connection** Power supply unit PS2020	
			Interface module of RS422 to USB IF2001/USB IC2001/USB	
			Interface module for Industrial Ethernet connection IF2035-PROFINET IF2035-EIP IF2035-EtherCAT	
	Adapter cable for PC interface card Length 3 m / 6 m *Art. no.* *Designation* 2901555 PC1700-3/IF2008 2901556 PC1700-6/IF2008 2901557 PC1700-8/IF2008	Sub-D	**Interface card for synchronous data acquisition** IF2008PCIe / IF2008E	
			4-fold USB converter IF2004/USB	
	Adapter cable for sensor calculation Length 3 m / 6 m / 9 m *Art. no.* *Designation* 29011173 PC1750-3/C-Box 29011180 PC1750-6/C-Box 29011181 PC1750-9/C-Box	Sub-D	**Controller for D/A conversion and evaluation of up to 2 sensor signals** Dual Processing Unit	

Robot-suitable extension cables

Cable diameter: max. 9 mm
Drag chain: no
Robot: yes
Temperature range: -40 … 70 °C (moving / not moving)
Bending radius: 110 mm (dynamic)

Sensor	Cables	Type	Connection possibilities and accessories	
ILD1750-xxBL ILD1750-xxDR ILD1760-1000	**Extension cable pigtail:** Length 3 m / 6 m / 9 m / 15 m *Art. no.* *Designation* 2901494 PCR1700-5 2901299 PCR1700-10	Open ends	**Connection supply voltage** PS2020	
			Interface module from RS422 to USB IF2001/USB IC2001/USB	
			Interface module for Industrial Ethernet connection IF2035-PROFINET IF2035-EIP IF2035-EtherCAT	

Extension cables for high temperatures

Cable diameter:	max. 7.5 mm
Drag chain:	no
Robot:	no
Temperature range:	-55 … 250 °C (moving)
	-90 … 250 °C (not moving)
Bending radius:	> 40 mm (fixed installation)
	> 75 mm (dynamic)

Sensor	Cables	Type	Connection possibilities and accessories	
ILD1750-xxBL ILD1750-xxDR ILD1760-1000	**Extension cables high temperatures** Length 3 m / 6 m / 9 m / 15 m *Art. no.* / *Designation* 29011091 PC1700-3/OE/HT 29011092 PC1700-6/OE/HT 29011094 PC1700-15/OE/HT	Open ends	**Supply voltage connection** Power supply unit PS2020	
			Interface module of RS422 to USB IF2001/USB	
			Interface module for Industrial Ethernet connection IF2035-PROFINET IF2035-EIP IF2035-EtherCAT	

Other cables

Cable diameter:	6.7 mm
Drag chain:	yes
Robot:	no
Temperature range:	-40 … 80 °C
Bending radius:	> 27 mm (fixed installation)
	> 51 mm (dynamic)

Input	Cables	Type	Connection possibilities and accessories	
2 x Sub-D (PC1700-x/ IF2008)	**Adapter cables for 4-fold sensor connection** Length 0.1 m *Art. no.* / *Designation* 2901528 IF2008-Y-adapter cable 	Sub-D	**Interface card for synchronous data acquisition** IF2008PCIe / IF2008E	
			4-fold USB converter & parameter setting IF2004/USB	

optoNCDT 1910

see Connection possibilities optoNCDT 1900 on pg. 32.

sensorTOOL

The Micro-Epsilon sensorTOOL is a powerful software that is used to operate one or more optoNCDT sensors. The sensorTOOL can be used to access the sensor connected to the PC, display its complete data stream and save it in a file (in Excel-compatible CSV format). The sensor is configured via its web interface.

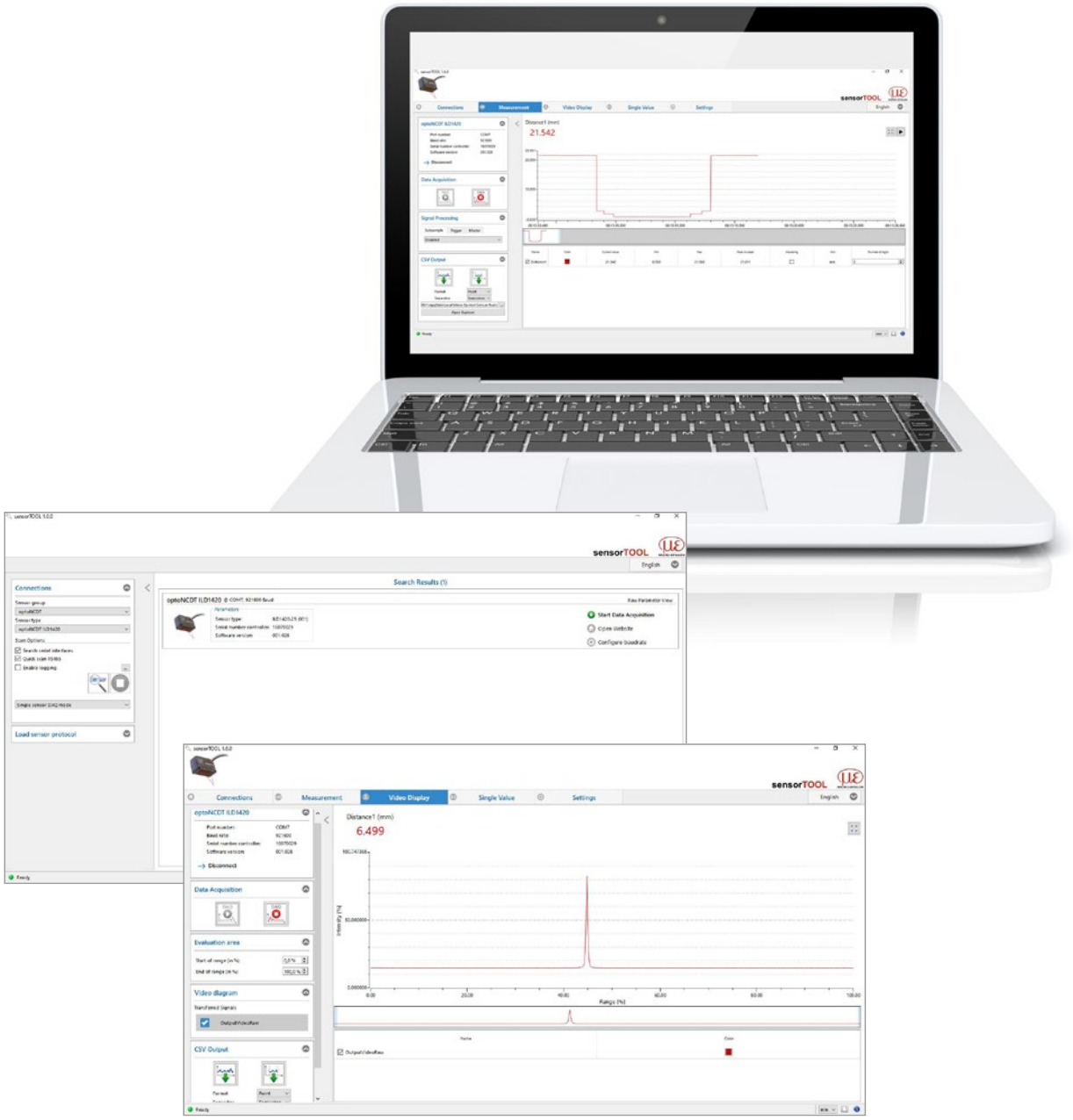

Free download

All software tools, drivers and documented driver DLL for easy integration of the sensors into existing or internally-generated software are available free of charge under www.micro-epsilon.de/download

Sensors and Systems from Micro-Epsilon

Sensors and systems for displacement, distance and position

Sensors and measurement devices for non-contact temperature measurement



Measuring and inspection systems for metal strips, plastics and rubber

Optical micrometers and fiber optics, measuring and test amplifiers

Color recognition sensors, LED analyzers and inline color spectrometers



3D measurement technology for dimensional testing and surface inspection

Modifications reserved / Y9761188-N092066GKE

MICRO-EPSILON

MICRO-EPSILON Headquarters
Koenigbacher Str. 15 · 94496 Ortenburg / Germany
Tel. +49 (0) 8542 / 168-0 · Fax +49 (0) 8542 / 168-90
info@micro-epsilon.com · **www.micro-epsilon.com**