


Joint Analysis

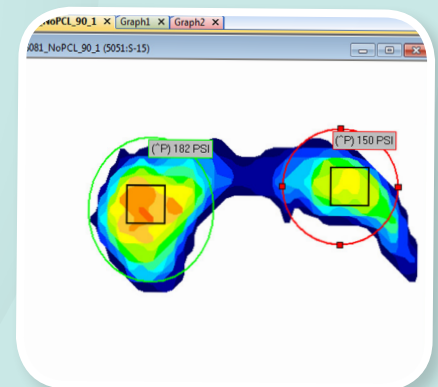


Improved Research Outcomes

Using ultra-thin sensors inserted into the joints between adjacent articulating bones quantifiably measure pressures, forces and contact areas. The interface data provides a better understanding on how the contact surface of articulating bones are functioning, moving, and loading.

Joint Analysis Applications

- View and assess the impact of various joint compartment geometries
- Perform cadaveric joint studies on the knee, ankle, wrist, hip, elbow, and shoulder
- Assess the design or evaluate the function of the artificial joints
- Study implant design and articulating joints
- Provide data for dynamic and finite stress analysis

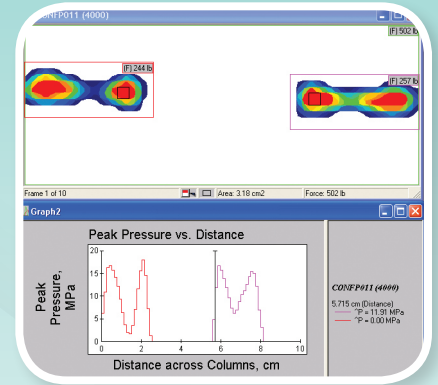


Compare pressure in areas of the joint easily

Better Data. Better Results. Better Decisions.

Research has proven there are significant advantages to using Tekscan's joint analysis over standard methods for analyzing joint pressures.

According to DeMarco et al., when comparing the Tekscan joint analysis system to Fuji film system there were significant advantages. 'Some of these advantages are the increased range of loading possibilities; quicker, easier setup and calibration; less complex analysis requirements; and reusability of the device'.




K-Scan software displays pressure and force curves, and contact area over time

Multiple Sensor Designs

With a variety of sensor designs available, it's easy and affordable to add on sensors for additional research projects with your existing system.

- Scapula Joint
- Disks and Vertebrae
- Articular Processes
- Wrist Joint
- Knee Joint
- Ankle Joint



Ultra-thin, flexible sensors for a variety of joints provide accurate data

1 DeMarco, A. L., Rust, D. A., and Bachus, K. N., 2000. 'Measuring Contact Pressure and Contact Area in Orthopedic Applications: Fuji Film vs. Tekscan' Paper from the 46th Annual Meeting, Orthopedic Research Society, March 12-15, 2000



CONTACT US TO LEARN MORE

+1.617.464.4281 | 1.800.248.3669

info@tekscan.com

www.tekscan.com/medical